



TRI  **ACADEMY**

— PRESENTS —

**GLOBAL
EDUCATION
program
2017**

CONTENT



COURSE PROGRAM IN ENGLISH

Master Course - Steigmann Institute	4
Master Course - University Zurich	13
Advanced All-on-TRI® Course	15
Advanced Tissue-Level Course	19
International Practical Course of Implantology	21
Cadaver Course	24
TRI® Academy Training Days - Manchester	26
TRI® Performance Days 2017	27



COURSE PROGRAM IN GERMAN

TRI® Performance Days 2017 - Tesla	30
TRI® Performance Days 2017 - Germany	32
Implantology Course - Dr. Wassouf	34
Produktionsbesichtigung	35



COURSE PROGRAM IN SPANISH

36



COURSE PROGRAM IN PORTUGUESE

42



COURSE PROGRAM IN TURKISH

44



COURSE PROGRAM IN FRENCH

46



ONLINE COURSE PROGRAM

Webinar Dr. Peter Fairbairn	50
-----------------------------	----



CONGRESS / TRADESHOW

51

Schedule and Details of each program may slightly change



Course program in English



17
Educational
Points



MASTER COURSE - STEIGMANN INSTITUTE

Dr. Marius Steigmann
Heidelberg (Germany)



27th-28th MARCH

20th - 21st JULY

2nd - 3rd NOVEMBER

13rd-18th NOVEMBER

MASTER COURSE - STEIGMANN INSTITUTE

Participate in an exclusive Training with Dr. Marius Steigmann, founder and director of the Steigmann Institute. Within this course you will learn all aspects of dental implants with a main focus on soft tissue management and bone regeneration.



27th - 28th MARCH

Module 1 - Two day course
Soft tissue management for bone augmentation



20th - 21st JULY

Module 2 - Two day course
Soft tissue management for the esthetic zone



2nd - 3rd NOVEMBER

Module 3 - Two day course
Prosthetic soft tissue development



13rd - 18th NOVEMBER

Module 1/2/3 - Five day course
Soft tissue management

Dr. Marius Steigmann

Private practice in Neckargemünd (near Heidelberg) and Frankfurt/Germany limited to Aesthetic and Implant Dentistry.
Adjunct Clinical Associate Professor University of Michigan Dpt. Of Periodontics.
Adjunct Assistant Professor Boston University.
Adjunct Assistant Professor University of Pennsylvania Dpt. of Endodontics.
Honorary Professor of the „Carol Davila“ University Bucharest, Invited Senior Guest,
Visiting Professor University of Szeged faculty of dentistry,
Visiting Professor Department of Implantology in Temeschburg.
Dr. Steigmann lectures and publishes extensively.
Member of several associations (such as DGOI, FIZ, BDIZ und ICOI).
Diplomate of the ICOI and other European societies, PHD Summa cum laude 2005 from University of Neumarkt.
Founder and Scientific Chairman of “Update Implantologie Heidelberg” 2002-2012.
Founder and Director of the “Steigmann Institute”.



1.950€ excl. 19% VAT for each Module
4.080€ excl. 19% VAT for 5-day Course



Register on www.tri-implants.swiss

Module 1 - DAY 1

SOFT TISSUE MANAGEMENT FOR BONE AUGMENTATION

- Soft tissue tension free closure – step by step
- Tension free flap adaptation – multiple options
- Suturing techniques with and against tension
- Adequate soft tissue manipulation for thin and thick biotype
- Improve soft tissue thickness
- Gain soft tissue elasticity
- Create keratinized gingiva

Different tissue biotype react different to surgical trauma. For this reason we have adjusted the surgical approach to the biotype (tissue thickness) specific to each patient and location in the oral cavity.

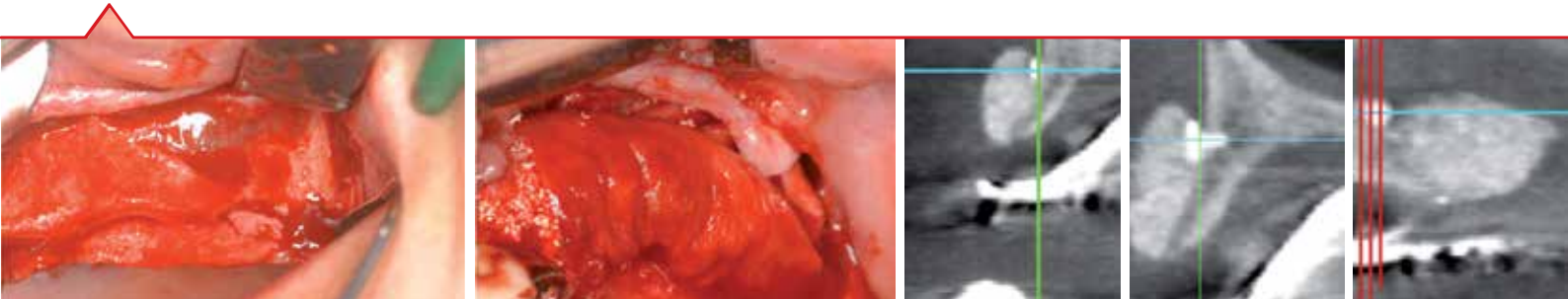


Module 1 - DAY 2

SOFT TISSUE MANAGEMENT FOR BONE AUGMENTATION

- Sinuslift
- Soft tissue management for sinuslift
- Bone augmentation in the maxilla-palatal sliding flap
- Bone augmentation in the mandible PPF, VBF or Steipod
 - PPF → Periosteal Pocket Flap
 - VBF → Versatil Buccal Flap

The tissue thickness dictates the way it is manipulated for high volume augmentation. Thick biotype can be managed in a classical manner. On the other side thin biotype needs new surgical approaches with specific instruments. The course will describe step by step the gain of soft tissue for tension free closure even in cases of reduced soft tissue thickness.



Module 2 - DAY 1

SOFT TISSUE MANAGEMENT FOR THE AESTHETIC ZONE

- Incision in the aesthetic zone
- Different flap designs for the aesthetic zone for GBR
 - For soft tissue improvement
 - For creating keratinized gingiva
 - For gaining soft tissue elasticity
- EBF aesthetic buccal flap, roll flap, pedicular flap and soft tissue uncovering techniques
- Advanced suturing techniques

The achievement of optimal aesthetics around anterior dental implants has been a major challenge for many clinicians. The key to an aesthetically pleasing appearance lies in the clinician's ability to manage properly the soft tissue profile around dental implants.



Module 2 - DAY 2

SOFT TISSUE MANAGEMENT FOR THE AESTHETIC ZONE

- Hands-On for flap design in the aesthetic zone - Incision and suturing on pig jaws
- Aesthetic soft tissue surgery
- Papillae maintenance
- Papillae reconstruction
- Papillary illusion
- Live surgery



Ergonomically designed equipment and generous lecture and practice rooms enhance the mediation of theoretical and practical educational contents and facilitate the learning of ultra-modern surgical techniques.

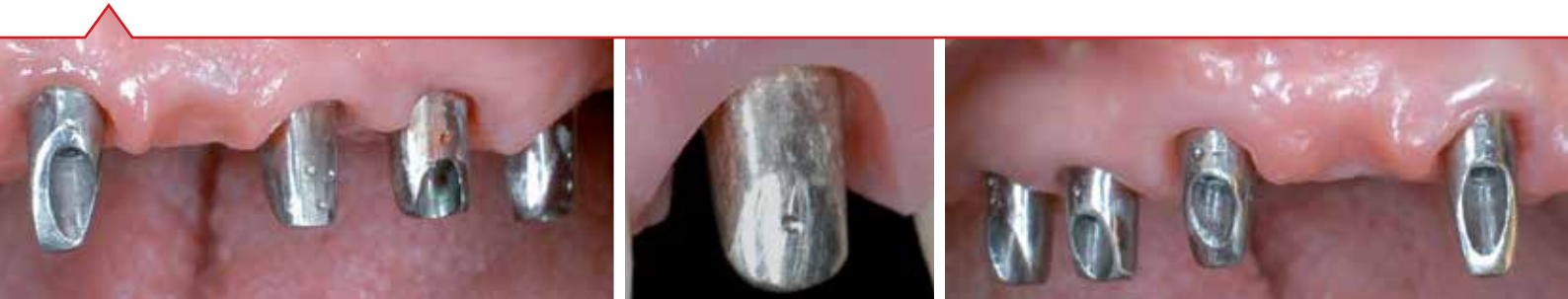


Module 3 - DAY 1

SOFT TISSUE MANAGEMENT PROSTHETIC SOFT TISSUE DEVELOPMENT

- Abutment design for ideal soft tissue support
- Pontic design for aesthetic soft tissue development
- Emergence profile design for crown and abutment
- Different Wax-ups modalities
- Aesthetic Try-ins for different therapeutical phases
- Crown margin definition
- Gingiva-management with temps and Mock ups
- Hands-On on models

The main purpose of this course is to explain, demonstrate and teach soft tissue development around implants in fixed single and multiple implant placement.



Module 3 - DAY 2

SOFT TISSUE MANAGEMENT PROSTHETIC SOFT TISSUE DEVELOPMENT

Strategy and procedures on Prosthetic implant planning

- Abutment selection single tooth (chairside & lab side)
- Abutment selection multiple implants
- Special double cast preparation for soft tissue development in the aesthetic zone

Comprehensive hands on training

- Video surgical demonstration
- Live demonstration

Clinicians will learn how to build treatment plans based on individual circumstances. They will learn to utilize modern prosthetic technology for reconstruction of soft tissue for single and multiple implants. The participants will get to plan prosthetically and aesthetically the position of the Implant.



MASTER COURSE AROUND THE WORLD

with Dr. Marius Steigmann



HONG KONG



13th-15th
APRIL

Module 2

Soft tissue management for the
esthetic zone



31st AUGUST -
3rd SEPTEMBER

Module 3 - Two day course
Prosthetic soft tissue development



AUSTRALIA



OCTOBER
2017

Module 1 - Two day course
Soft tissue management for
bone augmentation



Register on www.tri-implants.swiss



3-DAY MASTER COURSE IN IMPLANT DENTISTRY

Prof Dr. Christoph Hämmerle - Prof Dr. Ronald Jung
University of Zurich (Switzerland)



23rd - 25th
NOVEMBER

3-DAY MASTER COURSE IN IMPLANT DENTISTRY

University of Zurich

DAY 1

- 08.30 Welcome address, opening lecture
09.00 First Evaluation: A key factor for proper risk analysis
10.00 Digital planning & diagnostics
11.00 Live demonstration: Treatment planning and guided implantation
- 12.15 *Lunch break - Restaurant*
- 13.30 Live surgery: Implantation and simultaneously GBR in the aesthetic zone
- 15.15 *Coffee/tea break*
- 15.30 Ridge Preservation: Therapeutic concepts and methods of today
16.15 Hands-on: Interactive video session Ridge Preservation
16.30 Comprehensive case presentation
- 18.00 *Dinner*

DAY 2

- 08.30 Comprehensive case discussion
09.15 GBR: Decision tree based on scientific literature
- 10.15 *Coffee/tea break*
- 10.45 Different timing strategies for implantation after tooth extraction
11.30 Soft tissue management (pre- and post-up)
- 12.00 *Lunch break - Restaurant*
- 13.30 Hands-on: GBR in a complex case-guided surgery using a 3D model
- 14.45 *Coffee/tea break*
- 15.15 Soft tissue management & abutment connection
15.45 Live surgery: Soft tissue augmentation
17.15 Short implants and alternative to grafting procedures
17.45 Comprehensive case presentation

DAY 3


- 08.30 Future soft tissue management
09.15 Comprehensive case discussion
- 10.00 *Coffee/tea break*
- 10.30 Hands-on: Soft tissue management using an animal model & socket
12.00 Loading protocols: Immediate, early, late
- 12.30 *Lunch break*
- 13.45 Abutment selection for the aesthetic and non-aesthetic zones
14.15 Hands-on & Live demonstration: "digital impressions": Digital workflow, impressions in 3DI
- 14.45 *Coffee/tea break & test the scanner*
- 15.45 Crown fabrication: what material to choose (ceramic, metal, composite)?
16.30 Complications in implant dentistry
- 17.00 End




2.850 CHF excl. 8% VAT



Register on www.tri-implants.swiss



18,5
Educational
Points



ADVANCED ALL-ON-TRI® COURSE

Dr. Luis Bessa & Holger Kast
Porto (Portugal)



14th-15th
SEPTEMBER

ADVANCED ALL-ON-TRI® COURSE

All-on-TRI® treatment technique is a full arch solution with four or six implants.
The All-on-TRI® technique a simply, cost-efficient and immediate patient treatment.

DAY 1

- 09:00 Opening Lecture / Introduction
- 09:30 TRI® Performance Concept / Scientific Proof
- 10:30 Importance of Full arch solution with the All-on-TRI® technique
- 11:00 Evolution of the All-on-TRI® concept
- 11:45 All-on-TRI® treatment concept
- 13:00 Lunch break
- 14:00 Biomechanics of the concept and diagnosis factors /
Patient documentation, communication and case acceptance
- 14:30 Live Surgery: All-on-TRI® with immediate loading
- 17:00 Q&A
- 17:30 End
- 20:30 Dinner

DAY 2

- 09:00 Surgical workflow: Guided template vs prosthetic assisted
- 10:00 Hands-on: Surgical Workflow & Insertion Implants
- 11:30 Prosthetic solutions: How, why and when?
- 12:30 Pre-operative prosthetic workflow
- 13:00 Lunch
- 14:00 Hands-on: Impression procedures & Prosthetic solutions
- 16:30 Conclusion
- 17:00 End



950€ excl. 23% VAT



Register on www.tri-implants.swiss



ADVANCED ALL-ON-TRI® COURSE

Dr. Luis Bessa & Holger Kast
Zürich (Switzerland)

Fully booked



10th - 11th
APRIL



7th - 8th
DECEMBER

ADVANCED ALL-ON-TRI® COURSE

All-on-TRI® treatment technique is a full arch solution with four or six implants.
The All-on-TRI® technique a simply, cost-efficient and immediate patient treatment.

DAY 1

- 09:00 Opening Lecture / Introduction
- 09:30 TRI® Performance Concept / Scientific Proof
- 10:30 Importance of Full arch solution with the All-on-TRI® technique
- 11:00 Evolution of the All-on-TRI® concept
- 11:45 All-on-TRI® treatment concept
- 13:00 Lunch break
- 14:00 Biomechanics of the concept and diagnosis factors /
Patient documentation, communication and case acceptance
- 14:30 Surgical workflow: Guided template vs prosthetic assisted
- 15:30 Hands-on: Surgical Workflow & Insertion Implants
- 17:30 End
- 20:30 Dinner

DAY 2

- 08:30 Prosthetic solutions: How, why and when?
- 09:30 Pre-operative prosthetic workflow
- 10:00 Hands-on: Impression procedures & Prosthetic solutions
- 12:00 Conclusion
- 12:30 Lunch
- 13:30 Transfer to Production Site
- 14:00 Visit Production Site
- 15:00 TRI® Update by CEO & Founder Tobias Richter
- 16:30 End



590 CHF excl. 8% VAT

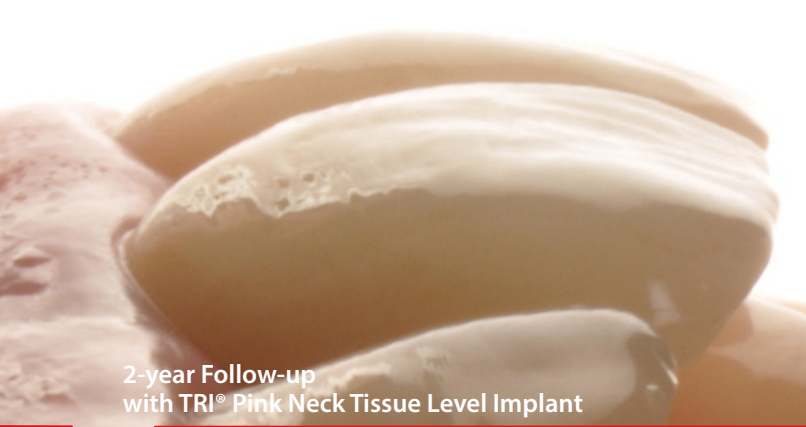


Register on www.tri-implants.swiss




THE BEAUTY OF BIOLOGICAL THINKING

Long-term aesthetic results with minimally invasive techniques using **TISSUE-LEVEL** Implants



2-year Follow-up
with TRi® Pink Neck Tissue Level Implant



ADVANCED TISSUE-LEVEL COURSE

Dr. Alecsandru Ionescu
Zurich (Switzerland)



A. Ionescu



H. Kast



29th - 30th
JUNE

Two days full immersion course in minimally invasive implantology. This course aims to emphasize the bio-functional and esthetics advantages of the Tissue-Level implant using a flapless biological concept. The course is addressed to entry level implantologists as well as experienced implantologists who wish to introduce a minimally invasive approach to their daily practice.

DAY 1

- 09:00 Opening Lecture / Introduction
- 09:15 Advantages of the Tissue-Level Implant - TRI®-Octa
- 09:30 Introduction to the minimally invasive biological concept
- 11:30 Coffee Break
- 11:45 Treatment planning from A to Z
- 13:15 Lunch
- 14:15 Case presentation
- 15:45 Coffee Break
- 16:00 Debate / Q&A
- 17:00 End
- 20:00 Dinner

DAY 2

- 09:00 Case presentation
- Alternative treatment planning / 3D Planning
- 10:00 Hands-on
- 11:00 Patient Greeting Protocol
- 12:00 Conclusion
- 13:00 Lunch
- 14:00 Transfer to Production Site
- 15:00 Visit Production Site
- 16:00 TRI® Update by CEO & Founder Tobias Richter
- 16:30 End

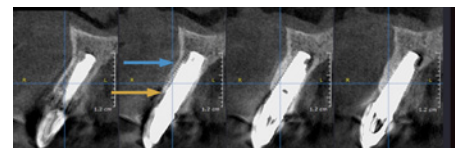
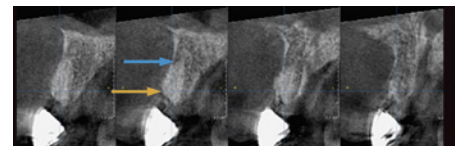
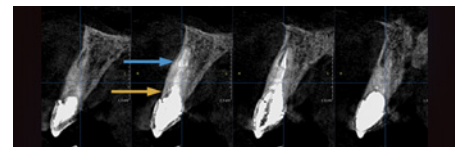
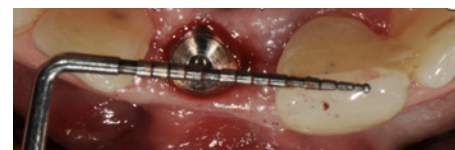
“ **Keywords:** *tissue level implant, flapless surgery, open healing protocol and the biological width concept, growth factors (the bio-dentistry concept) and modified tissue friendly approaches for immediate implant placement, internal/ external sinus floor elevation and bone splitting.* ”



590 CHF excl. 8% VAT



Register on www.tri-implants.swiss





Organizer:

SMARTDENTAL

QUIRURGICS

working together



Dr. Antonio
Armijo



Dra. Montse
Calzado



Dra. Noelia
Cervantes



Dra. Irene
Morales



Dr. Alberto
Valencia

**INTERNATIONAL PRACTICAL
COURSE OF IMPLANTOLOGY
Dominican Republic**



**3rd – 10th
DECEMBER**

INTERNATIONAL PRACTICAL COURSE OF IMPLANTOLOGY

COURSE OBJECTIVES

Provide the practical implantology knowledge to develop enough skill for diagnosis, preparation and surgical management in osseointegrated implants colocation, periodontology treatments, complicated cases tutored at all times by the teachers. In this course, we are going to do a gradual and controlled immersion of the most current techniques, and permits the participant can assimilate the knowledge and acquire the necessary abilities to improve the praxis and the diagnostic capacity in your own clinic. Two level based in the participant experience:

1. BASIC ORAL IMPLANTOLOGY

Addressed to dentists who wants to acquire surgical experience.

- Control and ability in the sterile surgery field
- Dental extractions.
- Placing 15 implants during the course for each participant.
- Pre-prosthetic surgery.
- Diagnosis, planning and therapy for each case.
- Basic GBR.

2. ADVANCED ORAL IMPLANTOLOGY

Recommended for dentists who have experience placing implants. We are going to work with advanced techniques and resolve more complex cases:

- Traumatic and atraumatic sinus lift.
- Immediately loaded and postextraction techniques.
- Use of membranes and biomaterials.
- Bone grafts.
- Atrophic crestal ridges expansions.

INTERNATIONAL PRACTICAL COURSE OF IMPLANTOLOGY

PRICE

BASIC ORAL IMPLANTOLOGY: 8.700 €

ADVANCED ORAL IMPLANTOLOGY: 9.200 €

INCLUDED:

- Flight (from Zurich/Frankfurt/London/Istambul/Amsterdam to Santo Domingo)
- Trips in Santo Domingo
- Hotel 5* (a/d)
- Surgical clothing
- 15 implants, surgeries and prothetic material
- Biomaterials, membranes
- Surgical kit (on loan)
- Surgeries materials
- Approved training centre and faculty
- Lunch in the clinic (Monday to Friday)
- Gala dinner
- Accrediting certificate

NOT INCLUDED:

- Dinners
- Lunches, the days without surgery


CAPACITY

Limited to 15 students





15
Educational
Points



CADAVER COURSE
Dr. Ian Young & Dr. Christian Blaschke
Sydney (Australia)

 7th - 8th
OCTOBER

CADAVER COURSE



MACQUARIE
University

Balaclava Road, North Ryde

Participate in an exclusive training with Dr. Ian Young and Dr. Christian Blaschke. This hands-on surgical implant course is aimed at practitioners who have had some experience with the restorative aspects of implant dentistry and would like to gain Insights into the more advanced surgical procedures. The course is two days and will cover all major aspects of surgical implant placement including site preparation, grafting techniques, immediate placement and loading, handling the soft tissue and emergence profiles and suturing techniques.

DR. IAN YOUNG **Oral- Maxillofacial Surgeon**

Dr. Ian Young is a dental graduate of the University of Queensland and worked for a short period in private practice before pursuing a keen interest in Rugby League while living in the south of France. He continued his dental career for several years in England before entering a Masters program in Oral Surgery at the Eastman Dental Hospital. On completing his postgraduate degree he completed a further 18 months of training at The Queen Victoria Hospital, East Grinstead. Special interests in his field include Orthognathic Surgery and 30 years experience in placing dental implants. Ian has a keen interest in Cleft Lip and Palate Surgery.

PROGRAM | DAY 1

MORNING

- Anatomical preparation
- Extraction socket augmentation
- Implant placement
- Flap designs
- Full thickness, split thickness etc

AFTERNOON

- Immediate implant placement
- Sinus lifts lateral window and crestal approach
- Various suture techniques

DR. CHRISTIAN BLASCHKE **Implantologist from Frankfurt University**

Dr. Christian Blaschke studied dentistry at the University of Germany graduating in 1997. Post graduate study followed and he now also holds a Doctorate in Prosthodontic's as well as a Masters of Science (oral implantology) from the University of Frankfurt. He immigrated to New Zealand in 2001 working as an associate dentist until forming Manly Dental Care in 2002. He holds practicing certificates with the New Zealand Dental Council as well as APHRA Australia. Guest speaker at University of Otago and University of Los Angeles. Christian is a consultant for several practices in matters of dental implantology and prosthodontics in both New Zealand and Australia.

PROGRAM | DAY 2

MORNING

- Autogenous
- Bone harvesting
- Block grafts
- Bone grafts

AFTERNOON

- CTG harvesting
- Buccal fat pad grafts
- Other methods

TRI® ACADEMY TRAINING DAYS

Come and visit us in Switzerland & Germany!



TRAINING DAYS FOR PARTNERS & THEIR CUSTOMERS

Visit our Production site and benefit of a TRI® Training

- Production Visit
- TRI Performance Concept
- System overview
- Scientific Update
- Hands-on



**SANDRO
VENANZONI**
CTO




**HOLGER
KAST**
Global T&E Manager/
Dental Technician



18th-19th MAY



6th-7th NOVEMBER



Contact us for further information
academy@tri-implants.swiss



3
Educational
Points



TRI® PERFORMANCE DAYS 2017
with Peter Fairbairn
Manchester



30th JUNE

TRI® PERFORMANCE DAYS with Peter Fairbairn



MINIMAL-INVASIVE GBR TECHNIQUES WITHOUT MEMBRANES

- New biomaterials to significantly reduce treatment time
- Membrane-free surgical techniques in implantology
- Achieving predictable esthetic results with the TRI® Soft Tissue Concept
- Innovations with TRI®: New protocols, new materials, the next paradigm

PROGRAM	14:00 - 15:00	Lunch
	15:00 - 18:00	Lecture
	18:00 - 20:00	Go-Kart Racing
	20:00	Get-together

LOCATION	LECTURE	GO-KART
	ICE Hospital and Postgraduate Centre 24 Furness Quay, Salford M50 3XZ	Daytona Unit 4 Circle South Wharfside Way Trafford Park Manchester M17 1NF



30th JUNE



£95 excl. VAT (The amount will be credited on your next TRI® order)



Register on www.tri-implants.swiss or contact Julie Ollerton (National Sales Manager UK) julie.ollerton@tri-implants.swiss 07375 108399





Course program in German

TRI® PERFORMANCE DAYS 2017



TESLA

CHAM
BASEL
BERN
ZÜRICH

*Erleben Sie revolutionäre Produkte und
eine aufregende Fahrt mit Tesla!*



TRI® PERFORMANCE DAYS

mit Dr. Dr. Henri Thuau



DATEN

CHAM 4. Mai
BASEL 8. Juni
BERN 21. September
ZÜRICH 26. Oktober

REFERENT

DR. DR. HENRI THUAU
Bisphosphonate und Knochennekrose Problematik
in der oralen Chirurgie - aktuelle Trends

PROGRAMM

17:30 Begrüssung & Vorstellung TRI®
18.00 Dr. Dr. Henri Thuau
19.00 Vorstellung Tesla
19.20 Apèro / Probe- / Mitfahrt Tesla

ORT

Tesla Store



Anmeldung: www.tri-implants.swiss

Teilnahme kostenlos





TRI® PERFORMANCE DAYS 2017
mit Dr. Marius Steigmann
Freiburg | Hamburg | Frankfurt



28.
JUNI



27.
SEPTEMBER



25.
OKTOBER

TRI® PERFORMANCE DAYS mit Dr. Marius Steigmann

Goldene Regeln für ästhetische Ergebnisse in der dentalen Implantologie



DATEN

FREIBURG 28. Juni
HAMBURG 27. September
FRANKFURT 25. Oktober

REFERENT DR. MARIUS STEIGMANN

PROGRAMM

15:00 Begrüßung
15:15 Vorstellung TRI®
15:30 Referat Dr. Marius Steigmann
17:30 Get-together



Anmeldung: www.tri-implants.swiss



IMPLANTOLOGIE KURSE mit Dr. Anas Wassouf - Zurich



BASIC KURS IMPLANTOLOGIE 1. APRIL

Implantation, Abdrucknahme, Aufbauten, Problemlösungen

PROGRAMM

- 10:00 Begrüssung
- 10:15 Vortrag Dr. Anas Wassouf, anschliessend Diskussion
Einführung Implantologie, Abdrucknahme, Wahl des Implantat Systems
- 11:00 Vortrag - Das TRI Dental Implants Implantatsystem
- 11:30 Live-OP 1: Einzelzahn, kleine Brücke
- 13:00 Besprechung Live-OP
- 13:30 Pause
- 14:00 Hands-On (setzen der Implantate und Abdrucknahme mit geschlossenem Löffel)
- 15:30 Live-OP 2: 4 Implantate, mit Locator Versorgung
- 16:00 Besprechung Live-OP 2
- 16:30 Apéro und offene Diskussion



**Dr. ANAS
WASSOUF**

ADVANCED KURS IMPLANTOLOGIE 20. MAI 4. NOVEMBER

Sinuslift, Hands-on Sinuslift

PROGRAMM

- 10:00 Begrüssung
- 10:15 Vortrag Dr. Anas Wassouf, anschliessend Diskussion
Sinuslift, Wahl des Implantat Systems
- 11:00 Vortrag - Das TRI Dental Implants Implantatsystem
- 11:30 Live-OP1: Sinuslift
- 13:00 Besprechung Live-OP 1
- 13:30 Pause
- 14:00 Hands-On Sinuslift
- 15:30 Live-OP 2: Implantation nach Sinuslift
- 16:00 Besprechung Live-OP 2
- 16:30 Apéro und offene Diskussion



CHF 420.- excl. 8% VAT



Anmeldung: www.tri-implants.swiss

PRODUKTIONS BESICHTIGUNG



PROGRAMM BESICHTIGUNG IN EMBRACH:

- 15:00 - 15:15 Begrüßung
- 15:15 - 15:45 Besichtigung
- 15:45 - 17:15 TRI® Unternehmens- und Produktpräsentation

Anschließend Apéro

Referent Sandro Venanzoni, Dipl. Ing. ETH
Chief Technology Officer TRI® (CTO)



**SANDRO
VENANZONI
CTO**



**9.
MÄRZ**



**14.
SEPTEMBER**



Anmeldung: www.tri-implants.swiss





Course program in Spanish

MANEJO DE TEJIDOS BLANDOS

with Dr. Ramón Gómez Meda



Manejo de Tejidos Blandos

Ponferrada (León)



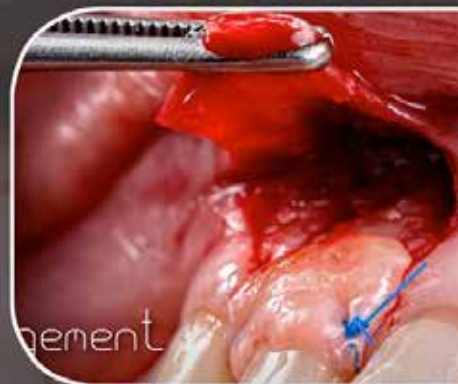
DR. RAMÓN GÓMEZ MEDA

- Licenciado en Odontología por la Universidad de Santiago de Compostela (96). Premio Fin de Carrera de la Comunidad Autónoma de Galicia a la Excelencia Académica. Becado por el Colegio de Odontólogos de Córdoba al mejor expediente académico y por la Fundación Rhône-Grüner-Rouyer para la Investigación.
- Master en Oclusión y Difunción Témpro-mandibular (Dr. Ferrer, Valencia, 98). Ex-colaborador de los departamentos de Odontología Restauradora-Endodoncia y Cirugía de la Universidad de Santiago de Compostela. Formación postgrado en Ortodoncia con el Dr. David Suárez Quintanilla (97-99).
- Postgrado en Periodoncia e Implantología (Madrid 99-00) con estancias en diversas facultades, hospitales y clínicas de Europa y Estados Unidos.
- Postgrado en oclusión y ATM.
- Consulta privada en Ponferrada (León) desde 2001.

- Miembro de diversas sociedades científicas.
- Numerosos artículos publicados en revistas especializadas.
- Más de 200 cursos, ponencias y comunicaciones científicas sobre Periodoncia, Implantología, Estética y tratamientos multidisciplinarios en congresos, universidades, grupos de estudio y sociedades profesionales.
- DentalXP expert.
- Speaker internacional.
- Dictante para la Comisión de Formación Continuada del Consejo General de Odontólogos desde el 2011.

**NUEVA
CONVOCATORIA
13 y 14
Febrero 2017**

Injerto de conectivo e injerto epitelial. Sus variantes.
Descripción de la técnica paso a paso. Vídeos explicativos.
Instrumental necesario.
Indicaciones y contraindicaciones. Objetivos y resultados a largo plazo.
Análisis de biotipo periodontal y "creeping attachment".
Selección y tratamiento de zona donante: paladar, tramo edéntulo, tuberosidad.
Incisiones y suturas.
Instrucciones pre y post-quirúrgicas.
Complicaciones y resolución.
Colgajos pediculados: Langer, Doble Papila, Bruno, ...
Colgajo de reposición coronal: manejo de maxilar y mandíbula para evitar tensión en cirugía regenerativa.
Otras técnicas mucogingivales.
Matriz dérmica acelular. Indicaciones y contraindicaciones.
Ventajas y desventajas. Comparativa de resultados.
Diseños de colgajo y suturas.



Contenido teórico

Contenido práctico
PACIENTES EN DIRECTO

TALLER

Manejo de tejidos en cabezas de cerdo.
Zona donante y receptora.
Injerto de conectivo.
Injerto gingival libre.
Tunelización y sobre.
Colgajo de reposición coronal.



Precio del curso: 1.200€



Distribuidor oficial para España:

SMARTDENTAL
QUIRURGICS

Para más información:

Tel. +34 93 876 92 97
formacion@sdquirurgics.com
www.smartdentalquirurgics.com



TEMPOCOPY, UN PROTOCOLO PARA TENER TRANQUILIDAD EN REHABILITACIONES ORALES

Universidad San Pablo CEU de Valencia
Día 17 de febrero de 2017



Objetivo del curso

Cuando se efectúan rehabilitaciones orales completas fijas se ha demostrado que las que se realizan en la oclusión céntrica, suelen ser más exitosas a largo plazo. Lo difícil es registrar la mordida en céntrica.

El método **TempoCopy** es un protocolo para determinar y reproducir la relación céntrica de forma sencilla, y se puede utilizar con cualquier sistema de implantes o rehabilitación. Gracias a las nuevas tecnologías somos capaces de realizar una prótesis fija provisional para determinar la oclusión correcta, y obtener una buena estética y fonética. Todo esto se traslada a la fresadora para transformarse en una rehabilitación definitiva de zirconio.



Dr. Dirk Neefs



Fara Costa Berenguer



Diana Pérez Medina



Dominique Rahm

Se van a explicar las diferentes fases del proceso y los aspectos técnicos.

Horario

9:30-11:00 h Dr. Dirk Neefs
11:00-11:30 h Pausa-Café
11:30-14:00 h Fara Costa | Diana Pérez
Dominique Rahm

SMARTDENTAL
QUIRURGICS
working together



voco



DENTISEL
Implantes y prótesis dentales

ESTANCIA CLÍNICA SOLUCIONES TÉCNICAS AVANZADAS

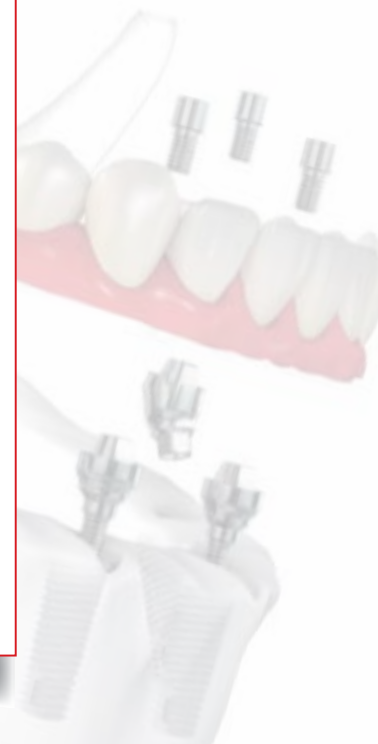


Viernes 24 de febrero

- 10:00h Bienvenida, presentación y entrega de documentación.
- 10:30h Revisión de aditamentos prostodoncia y sus aplicaciones.
- 11:30h Pausa-Café
- 12:00h Revisión de protocolo para registros de impresión, mordida y dimensión vertical.
- 14:00h Comida
- 16:00h Taller de registros de impresión en modelos de trabajo.
- 18:00h Segundas cirugías y registros de impresión, mordida y dimensión vertical en vivo con pacientes.
- 20:00h Finalización de la estancia.

Sábado 25 de febrero

- 9:00h Protocolo quirúrgico-protésico para carga inmediata.
- 10:30h Pausa-Café
- 11:00h Cirugía en vivo con colocación de implantes y prótesis provisional inmediata en una sola sesión.
- 14:00h Finalización de la estancia clínica.

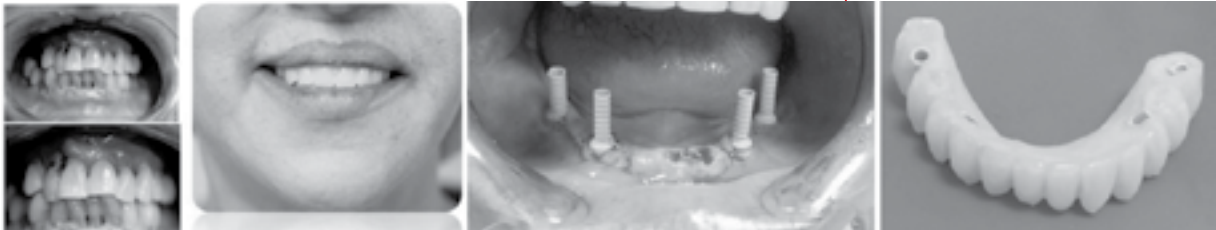


ESTANCIA CLÍNICA SOLUCIONES TÉCNICAS AVANZADAS 24 Y 25 DE FEBRERO DE 2017

GYB DENTAL
Valencia



Lugar: Gyb Dental (Valencia)
Profesores: Dr. José Antonio Lahera
D. Ramon Beses
Precio: 400 €
Plazas limitadas: máximo 4 alumnos




SMARTDENTAL
QUIRURGICS
working together

MÁS INFORMACIÓN:
Tel. 93 876 92 97 | formacion@sdquirurgics.com




emexact



Course program in Portuguese

COURSE PROGRAM IN PORTUGUESE



WEBINAR - PROSTHETICALLY DRIVEN IMPLANT TREATMENT	1 FEBRUARY
IMERSÃO EM IMPLANTOLOGIA - FROM DIAGNOSIS TO FINAL PROSTHESIS V5 *	11 TO 17 FEBRUARY
FROM ROOTS - ENDODONTIA E REABILITAÇÃO	FEBRUARY TO MAY
SHORTCUTS AND LAYERS - ANNA SALAT	24 AND 25 MARCH
SINUS LIFT V3 *	27 TO 29 APRIL
SHORTCUTS AND LAYERS - RONALDO HIRATA	5 AND 6 MAY
IMERSÃO EM IMPLANTOLOGIA - FROM DIAGNOSIS TO FINAL PROSTHESIS V6 *	6 TO 14 JULY
ALL ON TRI ADVANCED COURSE LIVE SURGERY	14 AND 15 SEPTEMBER
SINUS LIFT V4 *	22 TO 24 SEPTEMBER
IDR ADVANCED COURSE	30 AND 31 OCTOBER
IDR BASIC COURSE	1 AND 2 NOVEMBER

* CLINICAL COURSE WITH PATIENTS

IRON EDUCATION TRI ACADEMY TRI



Course program in Turkish



implant Asist

İBİZA BAHAR SEMPOZYUMU

" Cerrahiden Proteze İmplantolojide Estetik "

EĞİTMENLER
PROF.DR.BURAK DEMİRALP
DR.TANER ÇAVUŞ



SPONSORLARIMIZ



TBU DENTAL İMPLANT TEK YEREL DİSTRİBÜTÖRÜ

Kayıt: info@implantasist.com
Ankara : 0 312 336 42 36 İstanbul : 0212 635 78 77

İBİZA Bahar Sempozyumu / Cerrahiden Proteze İmplantolojide Estetik 11th – 15th October 2017

İmplant Asist tarafından TRI Dental İmplantları sponsorluğunda, Eğitimciler Prof.Dr.Burak Demiralp ve Dr.Taner Çavuş "Cerrahiden Proteze İmplantolojide Estetik" konulu sempozyumumuza davetlisiniz. Program detayları için Ankara ve İstanbul ofislerimizle iletişime geçiniz.



Course program in French



**FOCUS
EDUCATION**

LES CLES POUR INTEGRER LA CHIRURGIE IMPLANTAIRE DANS SA PRATIQUE AU QUOTIDIEN

4 MODULES : ATELIERS PRATIQUES + CHIRURGIE EN DIRECT + COACHING



Dr Mohammed EDDAIF

- Introduction de l'implantologie dans la pratique quotidienne
- Immersion dans la chirurgie implantaire
- Maîtrise de la phase prothétique
- Gestion des complications en implantologie

DATES MODULE 1 : LES 12, 13 & 14 MAI 2017

PLACES LIMITÉES



INFORMATIONS ET INSCRIPTIONS AU :

focus.inscriptions@gmail.com
+212 6 65 12 18 32

 PREMIUM XP



TRI ACADEMY

FOCUS EDUCATION

with Dr. Mohammed Eddaif



12th- 13th-14th
MAY

COURSE 1

INTRODUCTION OF IMPLANTOLOGY IN DAILY PRACTICE



7th- 8th- 9th
JULY

COURSE 2

IMMERSION IN IMPLANT SURGERY



15th- 16th- 17th
SEPTEMBER

COURSE 3

PROSTHETIC PHASE MANAGEMENT



27th- 28th- 29th
OCTOBER

COURSE 4

MANAGEMENT OF IMPLANTOLOGY COMPLICATIONS

MORE INFORMATION

focus.inscriptions@gmail.com
+ 212 6 65 12 18 32



TRIACADEMY



Online Courses & Congress

TRI ACADEMY ONLINE-WEBINAR



19th APRIL | 12:00pm CET

SPEAKER Prof. Peter Fairbairn / Holger Kast

TITLE Minimal-invasive GBR techniques without membranes

- LEARNING POINTS**
- New biomaterials to significantly reduce treatment time
 - Membrane-free surgical techniques in implantology
 - Achieving predictable esthetic results with the TRI® Soft Tissue Concept

DURATION: 1 Hour
LANGUAGE: English
PRICE: Free of costs



Prof. PETER FAIRBAIRN



HOLGER KAST
Global T&E Manager/
Dental Technician



For further appointments
and information visit
www.tri-implants.swiss



CONGRESS & TRADESHOWS

DATE	CONGRESS	LOCATION	STAND
02. - 04.03.2017	ADI Congress	London (UK)	14+25
15. - 18.03.2017	AO Orlando 2017	Orlando (USA)	416
21. - 25.03.2017	IDS Cologne	Cologne (DE)	Hall 4.2 / Booth 39
19. - 20.05.2017	Scottish Dental Show	Glasgow (UK)	E18
25. - 27.05.2017	SEPA	Malaga (E)	38
05. - 07.10.2017	EAO Madrid 2017	Madrid (E)	S16
01. - 02.12.2017	DGI / Implant Expo	Düsseldorf (DE)	111



For further appointments
and information visit
www.tri-implants.swiss





EXPERIENCE TRI[®] IN COLOGNE!



Join our daily
HAPPY HOUR



Take a Picture
with us



New
Products

VISIT US

**HALL 4.2
STAND J39**



**21st - 25th
MARCH**



EAO 2017

Visit us in Madrid and experience the TRI® Products!



SAVE THE DATE
Party with TRI® in Madrid
6th October

STAND S16

 5th - 7th
OCTOBER



TRI[®] WORLD
CONGRESS
MAY 2018

**SAVE
THE DATE**



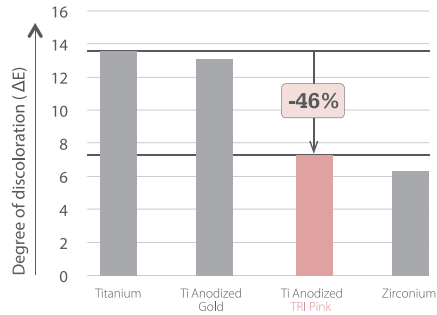
IBIZA



TRI® SCIENTIFIC UPDATE

THINK PINK!

Study Update TRI® Octa: University of Zurich



TRI® SBA Surface

Surface Study: BDIZ EDI Implant Study 2014/2015

Surface Roughness Ra

600-605 615-620 630-635 645-650 660-665 675-680 690-695

- Competitor A
- Competitor B
- Competitor C
- Competitor D
- **TRI**
- Straumann
- Competitor E
- Competitor F
- Competitor G
- Competitor H



TRI® Scientific Whitepaper

3 years results: TRI® Multi-centre post-market clinical follow-up study



✓ **100%**
SUCCESSFUL
OSSEOINTE-
GRATION

✓ **100%**
STABILITY
OF CRESTAL
BONE

✓ **100%**
SUCCESSFUL
PROSTHETIC
RESTORATION

✓ **Results after 3 years: the success rate is at 100% with 64 documented implants.**



**FIND OUT MORE
ABOUT OUR STUDIES**

TRI® SPEAKERS & KOL'S

Our Speakers and Key Opinion Leaders all around the world





Become a TRI® Follower



TRI® Dental Implants, the TRI® Dental Implants logotype and all other trademarks used in this document are, if nothing else is stated or is evident from the context in a certain case, trademarks of the TRI Dental Implants Int. AG.

CE 1023 FDA 510(k)

Printed 03/2017